

DATA LOGGER MONITORING SYSTEM



sensorswitch®

An **Acuity** Brands Company

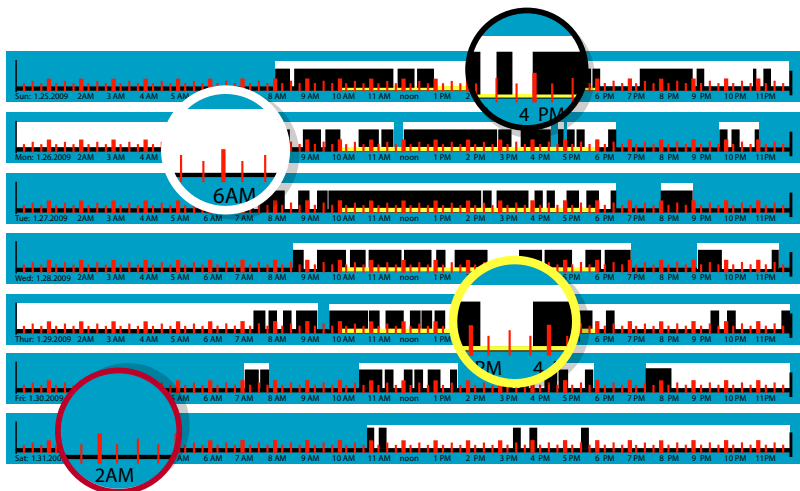
THE DATA LOGGER MONITORING SYSTEM

Sensor Switch, the industry leader in lighting control innovation, presents the Data Logger Monitoring System for modeling facility lighting and occupancy patterns. Primarily used to quantify potential energy savings from occupancy sensor projects, this powerful tool is essential for performance contractors, lighting retrofitters, and facility managers when calculating Return on Investment (ROI) and payback estimates.



SYSTEM HIGHLIGHTS

- Data Logger units record activity of a building's lighting, as well as its occupants
- Data Logger software analyzes information and generates customized reports
- Data is presented in “**Lights On vs. Occupancy**” timeline
- Customized reports quantify potential energy savings from occupancy sensor projects
- Use of system is provided to qualified customers at no charge



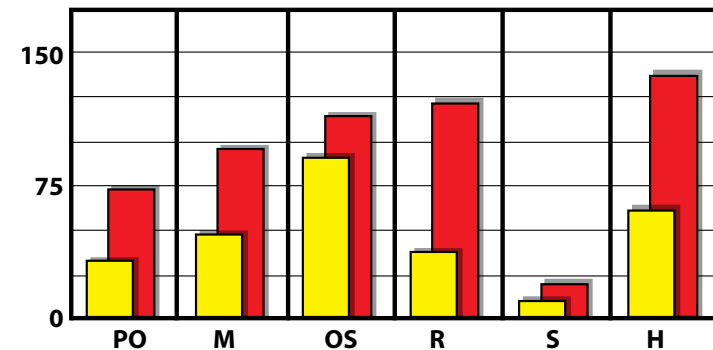
- Red lines represent time intervals
- Yellow lines represent peak billing hours
- White bars represent when the lights are on
- Black bars represent occupancy in the room

DEVICE FEATURES

While light monitors have been around for years, the Sensor Switch Data Logger surpasses all predecessors with several new easy-to-use features that assure more useful results.

- Combination occupancy sensor & light monitoring device
- Distinguishes between natural and artificial light sources
- Multiple loggers can be used together to monitor large spaces
- Installs in seconds; push-button operation
- Data points are recorded every two minutes

Hours per Week for Each Area Type



ENERGY SAVINGS ANALYSIS

The Data Logger's information is downloaded into sophisticated software that analyzes the data and generates customized reports.

- Each Data Logger is assigned an **Area Type**
- Software averages information from Data Loggers of similar Area Types
- “**Lights On vs. Occupancy**” activity per area presented in 24 hour timelines
- Total energy usage calculated from user-entered lighting loads
- User-adjustable “virtual” occupancy sensor time delay settings
- Analysis of “**Savings vs. Time Delay Setting**” on sensors



CUSTOMIZED REPORTS

- Savings calculated using up to **4 Time-of-Day Billing Rates**
- Total potential savings summaries presented in easy-to-read charts & graphs

Area Type Averages			Normalized Weekly Lights On					Normalized Weekly Occupied						
Area Type	Qty	Watts	Peak	Off	Shldr1	Shldr2	Total	Peak	Off	Shldr1	Shldr2	Total	% sav	
Private Office	PO	2	320	26.88	20.87	0.00	0.00	47.76	22.76	3.61	0.00	0.00	26.37	44.79%
Meeting Room	M	3	1387	33.75	59.12	0.00	0.00	92.88	21.95	22.14	0.00	0.00	44.09	52.53%
Open Space	OS	2	10600	39.99	70.45	0.00	0.00	110.44	39.96	45.12	0.00	0.00	85.08	22.96%
Restroom	R	3	213	30.62	87.56	0.00	0.00	118.18	20.90	17.65	0.00	0.00	38.55	67.38%
Storage	S	2	240	5.33	15.52	0.00	0.00	20.85	0.78	7.27	0.00	0.00	8.04	61.44%
Hallway	H	2	880	39.62	98.08	0.00	0.00	137.70	26.32	27.66	0.00	0.00	53.98	60.80%
Building Average			28880	37.99	68.87		0.00	106.86	35.08	38.59		0.00	73.67	31.06%

SETTING NEW STANDARDS IN MONITORING

Much like our occupancy sensors, Sensor Switch's Data Logger Monitoring System utilizes innovative technology, surpassing all similar systems available. Its features are both unique and necessary to perform thorough ROI and payback analysis. Data Loggers units can be leased on a per project basis at no charge, or purchased by qualified customers. Subscription access to the Data Logger Software Analysis Suite is also available to customers in good standing and at no charge. To request or purchase Data Loggers, contact your local Sensor Switch (Acuity Brands) sales representative or email:


datalogger@sensorswitch.com

ORDERING INFORMATION

Data Logger Kit

- 45 Data Logger Devices
- 1 Hard Sided Carrying Case
- Flash Drive with Data Logger Software Suite
- 3M Double Sided Tape Strips
- Field Monitoring Forms

LQDM 6 KIT



sensorswitch

An AcuityBrands Company

#DLB110
1412.006

1.800.PASSIVE
www.sensorswitch.com